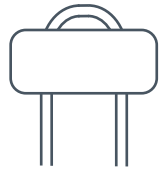
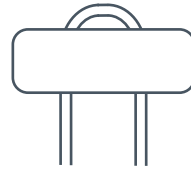
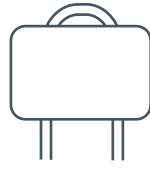
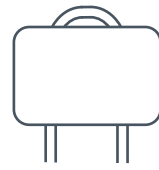
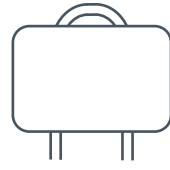
















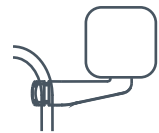
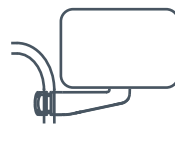
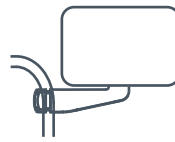
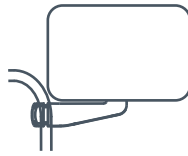



# Scanpod Range Overview.

	instruments		multi-function displays								
			7	8	9	12	13	15	mutli		
Helm	 SPH-3i-W	 SPH-4i-W	x	x	 SPH-8-W	<b>NEW</b>  SPH-9-W	 SPH-12-W	<b>NEW</b>  SPH-13-W	 SPH-15D-W	 SPH-SYSTEM-W	
Deck	 SPD-4Xi-W	 SPD-7S-W	 SPD-7-W	 SPD-8-W	<b>NEW</b>  SPD-9-W	 SPD-12-W	<b>NEW</b>  SPD-13-W	 SPD-15D-W			
Rail	 SPR-1i-RM	 SPR-7S-RM	 SPR-7-RM	 SPR-8-RM	<p>Discover which Scanpod model is the optimum fit for your electronic device in 4 simple steps.</p> <p>Simply visit: <b><a href="http://www.scanstrut.com">www.scanstrut.com</a></b> to use our interactive Buyer's Guide</p> <p>Simply select your Device Type, Brand and Model from the drop down menus and then choose a Mounting Location icon. The intuitive Guide will then present you with the recommended Scanstrut product for your specific requirements: so, just 4 clicks from question to a solution!</p>						
Arm	 SPR-1i-AM	 SPR-7S-AM	 SPR-7-AM	 SPR-8-AM							
Mast	 SPM-3i-W										